

KITCHEN STORIES Diamond®



THREE
Inspired Designs
FRESH WAYS
To Use Color
WHOLE HOME
Cabinet Solutions



Diamond[®]
Make your mark.[™]

EVERY GREAT STORY STARTS IN THE KITCHEN.

Choosing your kitchen cabinetry is an exciting, and emotional experience. You want a space that's not only beautiful, but one that fits the way you live, functions effortlessly, and stays within your budget. We understand that, which is why Diamond[®] Cabinetry offers three distinct cabinet series designed to meet you wherever you are on your renovation journey.

Whether you're updating your first home, designing your dream kitchen, or creating a one-of-a-kind space, each Diamond series offers the ideal balance of style, function, and value, so you can achieve the look and feel that's right for you.

In this makeover issue, we're featuring three inspiring homeowner stories. Each showcases one of our cabinet series: Vibe[™], Distinction[™], and Edge[™], and how their unique goals and lifestyles shaped their renovation projects. Step inside these homes and see how the right cabinet series can bring your vision to life.

It's true, every great story starts in the kitchen, and we can't wait to help you begin yours.

Style Selections

In each feature story, discover door style and finishes that are exclusive to that series.

For our full range of options, see Style Selections 48-59.

Shown: Boynton Maple Sleepy Blue Paint, Wendell Cherry Tundra Stain



THREE CABINET SERIES TO CHOOSE FROM

Each one designed to fit wherever
you are on your renovation journey.

V Vibe™ Series

Smart Style. Smart Budget.

The Vibe Series is your introduction to the world of semi-custom cabinetry. Featuring our most popular cabinet styles and finishes, Vibe offers the perfect blend of stylish, quality constructed cabinetry, all at an approachable price point.

D Distinction™ Series

Elevated Design. Everyday Function.

Sophisticated style meets intelligent design, offering more finishes, door styles, and functional storage solutions for a refined and well appointed kitchen.

E Edge™ Series

Artistry. Precision. Personalization.

Our most premium series, Edge cabinets are crafted from all-plywood construction and features a curated collection of styles, specialty finishes, and custom sizing for a truly personalized space.

- 🔘 🔘 🔘 🔘 🔘 Door Styles and Finishes
- 🔘 🔘 🔘 🔘 🔘 Organization Solutions
- 🔘 🔘 🔘 🔘 🔘 Cabinet Options
- 🔘 🔘 🔘 🔘 🔘 Custom Features


Small scale. BIG style.

In our first feature story, we visit a young couple settling into their first home. The excitement of ownership came with a desire to make each space their own. Newly married and early in their professional lives, they were drawn to the charm of an older home with character, and a kitchen ready for a fresh start.

With a smaller space and a mindful renovation budget, they aimed to balance practicality with personal style. The kitchen would serve as the heart of their home, a space for cooking together, hosting friends, and quiet mornings shared with their border collie, Hugo.

The Diamond® Vibe™ series offered exactly what they needed: clean lines, timeless design, and flexibility that suited both their lifestyle and budget.

The result is a kitchen that reflects who they are, adventurous, and grounded in simplicity. Diamond Vibe cabinetry brings a modern sensibility to their first home, delivering the look they love without compromise.



COLSON
MAPLE ASHWOOD PAINT AND
CHERRY BUCKSKIN STAIN



Clever Planning.

With a modest kitchen footprint, thoughtful planning was essential. The homeowners maximized every inch of vertical space by extending the double oven, pantry, and wall cabinets right up to the ceiling. This not only increased their interior storage space but it also draws the eye upward, creating the illusion of a taller, more expansive room. The island's length was equally intentional; its scale nearly mirrors the main cabinet run, reinforcing a clean, linear flow that visually opens the space. Serving double duty, the island functions as both a generous work surface and an inviting dining area, eliminating the need for a separate table and chairs.



A PLEASANT SURPRISE
To maximize the island's storage, a cabinet was strategically added for dish storage to the left of the seating area, perfectly positioned for easy access. How smart!



ROLLOUT SHELVES
A must-have feature for any well-designed pantry! These shelves glide out fully, bringing every item into view so you can take quick inventory at a glance. No more digging to the back - or buying duplicates of what you already have.



TRAY DIVIDER
This tall double oven cabinet features a tray divider to easily organize cookie sheets from your serving trays.

Living Large.

Even in a compact kitchen, discerning design can make a monumental difference. Anchoring the space with their impressive stature, these towering cabinets not only command attention but also conceal ingenious storage solutions. Discover how every available dimension is leveraged to provide unparalleled organization and effortless accessibility.



Hoods are turning heads.

Wood range hoods are capturing attention in today's kitchens, not just for their ventilation performance, but for their sculptural beauty. The homeowners chose a sleek, modern square wood hood to add visual interest to the streamlined design. The result is a space that feels balanced, intentional, and beautifully grounded. Subtle yet striking, this hood makes a statement without saying a word.



DESIGN TIP

Painting the range hood in the same soft Ashwood grey as the surrounding cabinetry, allows this wood hood to blend seamlessly into the wall cabinets yet still commands attention through its crisp lines and sculptural simplicity.



Take a closer look.

At first glance, you might think this is just another shaker door style - but look again. Notice the subtle inner step profile? It's this refined detail that elevates the design, adding depth and dimension. The homeowners selected the Colson door for its clean lines and shaker-inspired simplicity, but it's that quiet inner step that gives the kitchen its distinctive character and a sense of thoughtful craftsmanship.



DOOR STYLE SELECTION TIP

As you browse the Style Selection pages ahead, you'll notice they're grouped into similar design families, each sharing related profiles and proportions. Look closer, though, and you'll see that every door has its own distinct detailing that defines its personality. It's those subtle differences - the shape of a step, the width of a rail, the curve of a bevel that reflect your individual style and help tell the story of your home.



Show And Tell

The homeowners placed this wine tower in their island to house the cherished reserves they've collected on their travels.



WENDELL
PURESTYLE WHITE

PURESTYLE™

Fashion without the fuss.

After renovating the kitchen, attention turned to another hardworking space, the laundry room. Located just off the back door, this area serves as the home's main entry point, a daily hub where groceries are set down, laundry gets sorted, and muddy paws are wiped after walks with Hugo.

The couple expanded the space to include a built-in dog wash station for their beloved border collie, blending practicality with personality. Knowing this was a high-traffic zone, they needed cabinetry that could stand up to everyday wear, resistant to splashes, scuffs, and constant activity, without sacrificing style.

DOOR STYLES*



BRYANT
V



BREMAN
V



WENDELL
V
Slab drawer front option not available



BOYNTON
V



WESTBURKE
V



LIVINGSTON
V
Slab drawer front option not available



That's why they chose PureStyle. This collection of doors features a protective laminate-wrap that has the look and feel of painted cabinetry, but delivers everyday durability, showing that in a busy home, style and practicality can go hand in hand.

PAWSITIVELY PRACTICAL STORAGE
Reimagining kitchen storage for these pet-loving homeowners! This innovative use of a waste pull-out keeps dry dog food within easy reach. Simply glide the bin out and scoop the kibble as needed. Hugo gives it two paws up!




LAUNDRY DAY CONQUERED
These linen towers store all of your detergents and cleaners at a comfortable height allowing you to access with ease.




COLORS



WHITE
V



COCONUT
V



STEAM
V



ICY AVALANCHE
V



CLOUD
V

*PureStyle™ doors styles feature mitered door and drawer front construction.

- Door Styles and Finishes
- Organization Solutions
- Cabinet Options
- Custom Features

Thoughtful design meets everyday life.

In our second feature story we meet a family who has chosen their forever home. In a house meant to last a lifetime, every design choice in this kitchen had to be intentional. The original space didn't quite fit, not for a family with two kids, busy routines, and a calendar full of Sunday dinners.

Their new kitchen was designed to grow along with their household at every stage of family life which meant choosing just the right interior storage solutions to suit both the needs of today and tomorrow. Not just more of it, but smart, functional storage that keeps cabinet contents visible and always within easy reach. With its innovative organization features and easy accessibility, the Distinction™ Series proved to be the perfect solution.

Now, the kitchen hums with daily rituals and occasional chaos, built not just to look good, but to hold life as it happens: loud, loving, ever-changing.



CAMILLA
MAPLE GRAINSTONE STAIN
STEAM PAINT WITH GREY STONE PENNED GLAZE

THE POWER OF THREE

This three-tone kitchen is a testament to the power of color.

Designed to meet the homeowners' desire for a space that marries modern elegance with traditional warmth, the kitchen is layered with tones and textures. The perimeter cabinetry, finished in a light, warm stain, grounds the room, while the cream painted island provides a soft contrast, adding a touch of contemporary

refinement. The walk-in pantry in Regatta blue provides a surprising pop of color, drawing you in with its delightful detail. These three finishes come together to create a kitchen that feels thoughtfully curated, timeless, and uniquely personal, blending classic charm with modern sophistication.





Glazed & Gorgeous

The homeowners selected a glaze finish for their painted island to achieve a subtle, antique-inspired look. The glaze accentuates the contours and detailing of the cabinetry, creating a softly aged look that feels both elegant and welcoming. It's a finishing touch that makes the island a true focal point of the space.



STOVETOP STATION
This base cabinet is the perfect cooking companion, strategically placed by the stove, it holds all your essential cooking tools, oven mitts and crockery within easy reach.



Baker's Bliss

Craving both function and beauty, this family needed a walk-in pantry that could keep pace with their passion for cooking, baking, and preserving. Designed as a seamless extension of their kitchen, this hardworking space offers ample room for meal prep, featuring open shelving for ingredients and cookbooks, alongside dedicated storage to keep every staple neatly organized. Cloaked in Regatta, a striking navy blue, this rich hue transforms practical storage into a showstopping moment that draws you in, inviting creativity. Truly, this is a baker's dream space, where culinary inspiration meets meticulous organization.



THE ROLLOUT REVOLUTION
Rollout shelves are a great feature for any cabinet or pantry. They glide out with ease to reveal everything on your shelf. No more searching through cluttered cabinets!



YOUR TOOL BOX
This diagonal utensil drawer is designed to accommodate everything from long rolling pins to spatulas and basting brushes. With its full-extension feature, you can easily see and access all your tools at a glance.



ERGONOMICALLY SMART
Give your mixer a designated home and keep your workspace open when not in use. Our mixer shelf is designed to lift up with ease and lock into place, allowing you to effortlessly transfer your mixer to your countertop. No more heavy lifting!



BENJAMIN MOORE
CLASSIC BURGUNDY
HC-182



Color By Number

D E

Diamond® Cabinetry offers you the creative freedom to express yourself with our Color By Number Paint Program.

Whatever color brings you joy, simply find a paint chip that best represents that color from either the Sherwin-Williams® or Benjamin Moore® paint families and Diamond will color match it for your cabinetry!

Permission to Play

The main floor powder room was due for a refresh, and the homeowners saw this as the perfect opportunity to embrace one of today's most exciting design trends - the revival of bold, oversized florals. They fell in love with a stunning graphic floral wallpaper featuring a dramatic burgundy bloom - the homeowner's favorite color - that epitomizes this return to traditional, maximalist patterns. To create a cohesive look, they found a paint swatch from Benjamin Moore that matched the deep burgundy color found in the wallpaper (HC-182).

Through Diamonds Color By Number program, they were able to special order a custom color for their vanity in that exact shade, creating a seamless connection between the bold floral pattern and the cabinetry. The result is a powder room that feels both dramatic and intimate. This daring design choice has transformed the space into a little jewel box, showcasing the beauty of bold color choices in even the smallest of rooms.

›

A BALANCING ACT

Classic cream wainscotting and trim provide the perfect backdrop, allowing both the statement wallpaper and the rich burgundy vanity to become the focal point.

›

RIGHT HEIGHT VANITY

34 1/2" HIGH

For this tall family, comfort and functionality were key considerations in their bath design. Choosing Diamond's 34 1/2-inch-high vanity ensures that washing up feels natural and effortless, no more crouching or awkward bending.



CALDERA

MAPLE COLOR BY NUMBER
BENJAMIN MOORE HC-182
CLASSIC BURGUNDY PAINT



Go Minimal

These black wall cabinets forgo traditional handles, for an ultra-sleek look. This is achieved through a push-latch mechanism. Gently press the door, and it smoothly pops open.



Modern Laminates

A Masterclass in Kitchen Contrast

This New York high-rise kitchen shows how intentional design can greatly impact a small kitchen design. It brilliantly showcases a three-color palette that delivers both high contrast and inviting warmth.

The layering of finishes, from the reflective high-gloss white, to the contrasting velvety matte black, and the small doses of warm organic woodgrain laminate, proves that combining different finishes, sheens and textures can result in a deeply personalized and visually rich space.



GRANITI
WHARF TEXTURED LAMINATE

LOREN
MDF BLACK PAINT

WIXOM
HIGH GLOSS WHITE LAMINATE

LAMINATES

MODERN DOOR STYLES



Setting the Drama

The brilliant high-gloss finish of these white laminate cabinets reflects abundant light, visually expanding the space and infusing this urban kitchen with sleek, contemporary appeal.



Engaging the Senses

Homeowners are increasingly drawn to cabinetry that delivers both visual appeal and compelling tactile experiences. Our exquisite collection of five textured laminate finishes replicate the look of natural timber, featuring a raised embossed woodgrain pattern that you can actually feel. These stunning surfaces don't just mimic wood; they invite you to touch, adding remarkable depth and character, for a genuinely multi-sensory experience.



SAY IT WITH HANDLES

Your hardware selection should complement the feel of your kitchen. With sleek lines and understated flair, these elongated pulls create a look that's both minimal and memorable.



GRANITI
ICY AVALANCHE
LINEA NIGHTFALL



GRANITI
ANTLER



GRANITI
WHARF (Textured)



GRANITI
ELK (Textured)



GRANITI
GUNSTOCK (Textured)



WORTHEN
ICY AVALANCHE
LINEA NIGHTFALL



WORTHEN
ELK (Textured)



WORTHEN
GUNSTOCK (Textured)



TRANTER
OBSIDIAN (Textured)



TRANTER
ARCTIC (Textured)



WIXOM
HIGH GLOSS WHITE



HIGH GLOSS WHITE
MATCHING EDGE



HIGH GLOSS WHITE
METALLIC EDGE

High Gloss White is available with Matching or Metallic edgebanding.

ALUMINUM GLASS DOORS

Aluminum Allure

Beyond our classic decorative glass door options, Distinction also offers a sleek, modern alternative: our Aluminum glass doors. Available in three classic finishes, these doors are perfectly suited for today's contemporary and modern-traditional kitchens. These aluminum doors provide an excellent opportunity to establish a cohesive color palette, elegantly matching the metallic tones of your light fixtures and appliances for a truly integrated and stylish space.

FRAME AND GLASS OPTIONS



ALUMINUM FINISH
CLEAR GLASS



ALUMINUM FINISH
FROSTED GLASS



BRUSHED STAINLESS
FINISH
CLEAR GLASS



BRUSHED STAINLESS
FINISH
FROSTED GLASS



ONYX FINISH
CLEAR GLASS



ONYX FINISH
FROSTED GLASS



PATERSON

MAPLE KANGA STAIN AND STEAM PAINT
ONYX ALUMINUM FRAME DOORS WITH CLEAR GLASS



- 🔗 🔗 🔗 🔗 🔗 Door Styles and Finishes
- 🔗 🔗 🔗 🔗 🔗 Organization Solutions
- 🔗 🔗 🔗 🔗 🔗 Cabinet Options
- 🔗 🔗 🔗 🔗 🔗 Custom Features

Airy, light and beautifully layered.

Our third feature story introduces us to an empty-nest couple whose older home carries that beloved New England charm, a blend of classic sophistication and breezy coastal ease, and they wanted their kitchen to feel the same: timeless, welcoming, and deeply personal.

When they decided it was time for an update, they knew they didn't want to change the footprint. What they needed was a way to make every inch work harder for two passionate home cooks. That meant choosing dedicated storage solutions that could rise to the occasion. They were also drawn to cabinetry with character, pieces that felt like finely crafted built-ins, paired with a distinctive color palette that added warmth and lived-in beauty, like the kitchen had always been there.

The Edge Cabinet Series made that vision effortless. With curated colors, specialty finishes, and custom cabinet sizing, it allowed them to shape a kitchen that truly reflects their home's history, but more importantly, for the way they live. The result is a space that feels both familiar and freshly inspired.



HOLLAND
MAPLE GREEN/BLACK PAINT

GUNTHER INSET
WALNUT NATURAL MATTE STAIN



OUTSIDE EDGE PROFILES

The Edge Series offers several outside edge profiles that can be applied to your chosen door style for a truly custom look. Choose from these nine edge options to elevate the look of your cabinets. Ask your designer for profile options that are available on your preferred Edge series door style.

Mindful Details Matter

The exterior of this century home features romantic stone walls. This same stone is also a feature wall that resides in the center of their kitchen. With this stone wall being original to the home, it was important to the homeowners that it remain as the grounding foundation of their main floor living space, and the heart of their home.

This stone wall also serves as a brilliant design element, purposefully dividing the main entertaining island area from the high-efficiency auxiliary kitchen. Hidden tastefully behind its striking facade, the auxiliary kitchen is where all the food preparation and culinary tasks are diligently managed, ensuring the primary kitchen remains a pristine, welcoming hub for guests.





Morning Rituals

Coffee bars provide a great start to each day, to take a quiet moment to craft, savor, and share the perfect cup of coffee.

HOLLAND
MAPLE CLAYTON PAINT



A Hidden Gem

Beyond the elegant main entertaining space, a true "hidden gem" awaits: the auxiliary kitchen. More than just a workspace, this is where two passionate cooks can truly thrive, with a design built to accommodate their shared love for preparing meals. It's the ultimate backstage star, boasting massive amounts of integrated storage designed to house every necessity - from all food items to an expansive collection of pots, pans, and cookware, while cleverly keeping unsightly small appliances out of view.

Ergonomics guided every decision for this smart kitchen layout, featuring interior solutions and dedicated storage zones that provide complete visibility and accessibility. This ensures the homeowners can relish their gourmet endeavors for years to come, aging gracefully with a kitchen designed to prevent any bending or strain.



^
THE FINISHING TOUCH
Stately stacked mouldings cap the top of these cabinets, echoing the fine furniture details seen throughout this kitchen. They also close the gap between the cabinets and the ceiling for a seamless, custom look.



^
DO YOU BELIEVE IN MAGIC?
Eliminate the challenge of unreachable corner storage! These shelves glide forward and pull out of the corner cabinet, providing easy access to all your contents.



^
NEXT-LEVEL CUTLERY DRAWER
This 36" wide cutlery drawer features a top tray that rolls back to reveal additional storage.



TAKING CENTER STAGE
Greenblack, a richly saturated paint color, grounds this open-concept kitchen, creating a striking contrast against the lighter Clayton cream cabinets.

THE WORKHORSE ISLAND

At its heart stands what the homeowners so lovingly refer to as the “Workhorse Island”, a true feat of dual design. On the front side, facing the living area, guests are welcomed by elements reminiscent of a formal harvest table, with its beautifully detailed furniture legs, the perfect spot to settle in for a good meal and stay awhile. However, the backside, dedicated to the cook, conceals a suite of storage solutions strategically placed for meal preparation. This dynamic design merges both culinary efficiency and lively social gatherings.



SAFELY STORED
Keep your utensils within easy reach and your sharp knives safely concealed.



SPICE IT UP!
The top insert tray of this base pantry pullout allows you to easily identify your spices all at once.



The Larder Legacy

Rather than allowing this section of the kitchen to feel like an afterthought, the homeowners, in collaboration with their designer, embraced the nook within the stone wall to create a modern day larder cabinet, designed specifically for entertaining, a dedicated home for treasured linens and seasonal serving dishes. The vision was realized through the intentional selection of inset cabinet doors for that classic furniture look, fabricated in exotic walnut wood in a beautiful natural matte finish.

This modern take on the traditional larder cabinet not only offers stand-out style but also beautifully complements the age and character of their historical home.



FINIAL HINGE
Every element of this larder cabinet has transformed this cabinetry into a fine furniture piece, including the hardware! The Gunther inset door profile features a groove to house these black finial furniture hinges. The perfect touch!



Botanical Sanctuary

Adjacent to the kitchen, a different kind of oasis awaits: the homeowner's cherished "Potting Room." What was once an ordinary mudroom has been renovated to cultivate another of their passions - gardening. Here, they happily tend to their beloved plants year-round, from seed to flourish.

Conveniently located right off the carport and leading directly to the garden, it doubles as an efficient drop zone for coats and boots. Yet, this versatile room offers more than just utility; it's also a tranquil sitting space, perfect for curling up with a good book and a warm cup of tea.



A LIGHT BEACHY FEEL
The soft opacity of the Tofino stain highlights the tight, linear grain of quartersawn white oak, creating a dreamy, sun-kissed look.



ALLISTER
MAPLE ELOWEN PAINT

MILLER
QUARTERSAWN WHITE OAK
TOFINO STAIN

Textured Glass

These seeded glass doors beautifully diffuse internal lighting, casting a gentle, rippling glow in the evenings.

Quartersawn White Oak Accents

Quartersawn White Oak elements have been woven into this wall unit to pair with the base cabinets and work island.

Boot Bench

This built-in bench lets you take a seat while putting on your shoes and also provides storage in the deep drawer underneath.



LONG FLOATING SHELF

The homeowners sourced their own hanging hardware to support this hanging shelf. It's the perfect perch for their seedlings and plants that seek direct light

CHANGE WITH THE SEASONS

The tall pantry units on the back wall feature a color-matched interior in this lovely Elowen green painted finish. It's this small detail that has transformed these tall pantry units into built-in wardrobes to house seasonal jackets and shoes. The shelves are adjustable to accommodate different heights of footwear.

DOOR STYLES

FURNITURE STYLE – INSET



GUNTHER



BRYANT



KARIS



LANGLEY



BLUFFTON



MURPHY



SHONA



LIBERTY



*Profile matched drawer front
not available*

DOOR STYLES

FURNITURE STYLE – BEADED INSET



GUNTHER



BRYANT



KARIS



LANGLEY



BLUFFTON



MURPHY



SHONA



LIBERTY



*Profile matched drawer front
not available*

ALUMINUM GLASS DOORS

FRAME STYLES



Refined Reflections

Our Edge Series offers an elevated Aluminum glass door collection. Here, luxury is in the details, offering a lovely range of frame styles and finishes. Imagine the lavish touch of this stunning Gold finish!

Beyond clear glass, discover our spectacular array of inserts. From soft subtle tints to solid back painted glass inserts, you have the power to define every facet of your kitchen's unique personality. This is where your vision for a truly distinctive space comes to life.



A03
E



A06
E



A07
E



A15
E

Shown: Farrah Maple Color By Number Benjamin Moore® 2124-20 Trout Gray Paint and Gold Aluminum Frame Doors with Clear Glass

FRAME FINISHES*



NATURAL ALUMINUM
E




BRUSHED STAINLESS STEEL
E




GRAPHITE
E




ARCTIC SILVER
E



BRONZE MATTE
E



CHALK
E



ONYX
E



GOLD
E

STANDARD GLASS INSERTS*



CLEAR GLASS
E



SATIN GLASS
E



BRONZE CLEAR
E



BRONZE SATIN
E




GREY SATIN
E



GREY SATIN MIRROR
E

BACK PAINTED GLASS INSERTS*


Available in Matte or Gloss



WHITE
E



BRONZE
E



CREAM
E



MIST
E



NAVY
E



SLATE
E

*Finish names represent the look of the finish and not the actual material substrate. Talk to your designer for details.

SPECIALTY FINISHES

Signature Finishes

Our Signature collection boasts seven distinct finish techniques, each masterfully designed to enhance the inherent appeal of texture. Planning a striking two-tone kitchen? Consider complementing your island, range hood, or a statement piece with one of these Signature finishes. They pair beautifully with any of our Edge paint finishes for a rich cohesive design.

SIGNATURE FINISHES



DUNES



SPARROW



DRIFTWOOD



THICKET



ARMOR



WORN BLACK



WORN BEACHGLASS



Shown: Shona Cherry Dunes and Garret Cherry Sparrow

Shown at right: Miller Cherry Armor



Hand Brushed Finishes for Paints

Diamond Edge offers three hand-applied, luxuriously translucent finishes to layer over any Maple or MDF paint. Choose to pair these brushed finishes with paints from our Edge collection or a custom Color By Number paint selection for a personalized look that accentuates the fine craftsmanship found in every Edge cabinet.



^
HAND BRUSHED TECHNIQUE
Each cabinet door starts with a smoothly applied base paint. Then, a rich, translucent top coat is hand-brushed directly onto the surface. This creates a soft texture with visible brushstrokes that adds artisanal charm and remarkable depth to your finish.

>
HAND BRUSHED ISLAND
Door Style: Bryant
Base Paint: Coconut
Brushed Finish (top coat): Nightfall

BRUSHED FINISHES FOR PAINTS*

Shown on Steam



LAKESHORE



NIGHTFALL



TIMBER



SPECIALTY FINISHES

Stains with Ceruse Finishes

Cerusing is a unique finishing technique that adds depth and dimension to wood by muting the original stain while emphasizing the natural texture of the grain, delivering a matte sheen look. This process is applied only to Quartersawn White Oak and Walnut, two distinguished wood species that are exclusively available in our Edge Series.

By choosing cerused wood, you're embracing one of the most versatile finishes, allowing you to appreciate the inherent beauty of wood grain in a fresh, contemporary way.



Shown: Caldera Quartersawn White Oak Buckskin Brindle

CERUSE FINISHES



BUCKSKIN BRINDLE



BUCKSKIN ROAN



MOREL BRINDLE



MOREL ROAN



SEAL BRINDLE



SEAL ROAN



Shown: Buckskin Roan, Seal Fresco, and Morel Roan

Aging Techniques

Looking for cabinets with the charm of a cherished antique? Our two distinct distressing techniques imbue your new cabinetry with a wonderfully worn, lived-in feel from day one.



Shown: Davis Extra Hewn Maple Foxhall Green Paint

EXTRA TIMEWORN

This time-honored aesthetic meticulously replicates genuine age and use, featuring randomly rasped corners and edges, subtle wormholes, splits, gouges, and small dings and dents for an authentically time-worn look.

EXTRA HEWN

This process highlights natural aging by intentionally revealing the raw beauty of the wood beneath the paint finish by applying random burnished sand-through on corners and raised profiles. These worn edges will vary beautifully within individual doors to transform your kitchen into a look from yesteryear.



Shown: Shona Extra Timeworn Maple Morel Stain

WHAT'S YOUR STYLE?

Your vision of home starts here.

Begin by selecting your cabinet door style, the foundation of your design. From classic to contemporary and everything in between, you're sure to find a look that fits both your aesthetic and your project budget.

As you explore the door style profiles, refer to the legend below to see which cabinet series each style is available in: Vibe, Distinction, or Edge.

V Vibe™ Series

D Distinction™ Series

E Edge™ Series

When it comes to drawer fronts, you have options. Most door styles offer two options: a coordinated profiled drawer front or a sleek, smooth slab design for a more modern touch.

MATCHING
DRAWER
FRONT

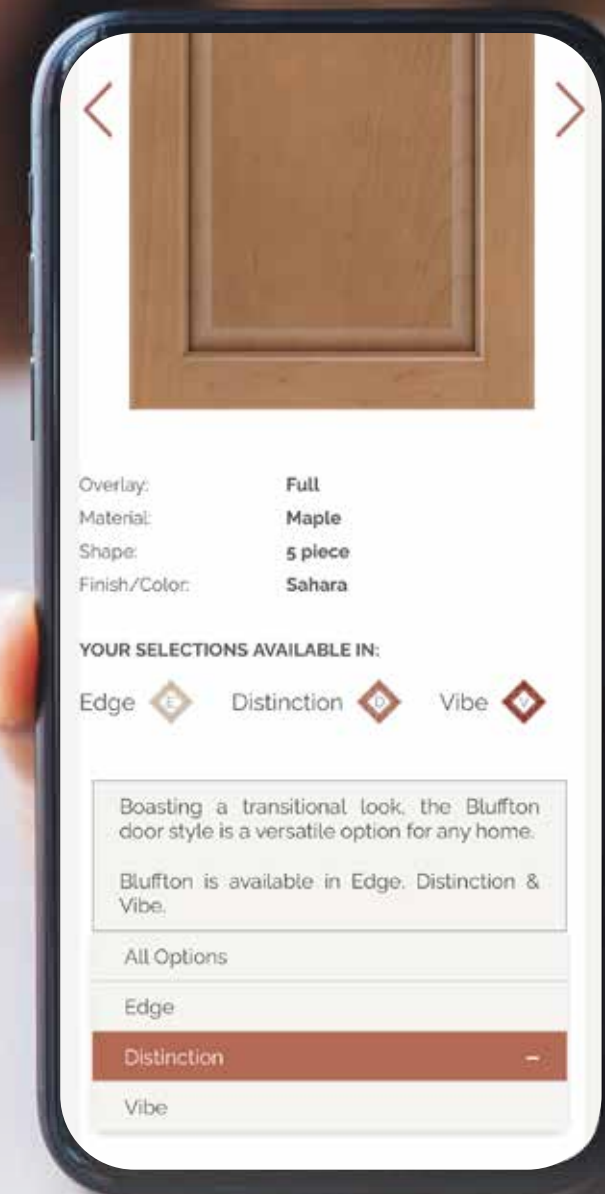


SLAB
DRAWER
FRONT



Once you've found your perfect style, it's time to choose the ideal stain or paint finish. Will you make a bold statement with a vibrant hue, or embrace the timeless elegance of neutral tones? Whatever your preference, your color choice will bring depth, personality, and character to your space, making it uniquely yours.

Shown: Liberty Maple Color By Number Benjamin Moore® AF-175 Barista Paint



FIND YOUR PERFECT MATCH

Visualize door style and finish combinations with our Cabinet Style visualization tool.

Here you can specify your cabinet style preferences to populate a digital door sample. Go ahead and save the door images you create and compare your favorites!



DiamondCabinets.com/products

DOOR STYLES

CLASSIC



BRYANT
V D E

BRYANT
Narrow Rail Drawer Front
D

KARIS
E

BREMAN
V D E

GUNTHER
D E



FARRAH
V D E

KENORA
V D E

WENDELL
V D E

JULIEN
D

CALDERA
D E

DOOR STYLES

TRANSITIONAL



BOYNTON
V D E

WELLS
D E

COLSON
V D E

LANGLEY
E

LAWFORD
V D E



LEETON
D E

LAGRANGE
D E

ADAIR
V D E

ALLISTER
E

Slab drawer front option not available

Slab drawer front option not available

Slab drawer front option not available

DOOR STYLES

TRADITIONAL



BLUFFTON
V D E



MURPHY
D E



PATERSON
D



DAVIS
D E



CAMILLA
D
Slab drawer front option not available



LIBERTY
D E
Profile matched drawer front not available in the Edge® Series



HOLLAND
E
Slab drawer front option not available



SHONA
E

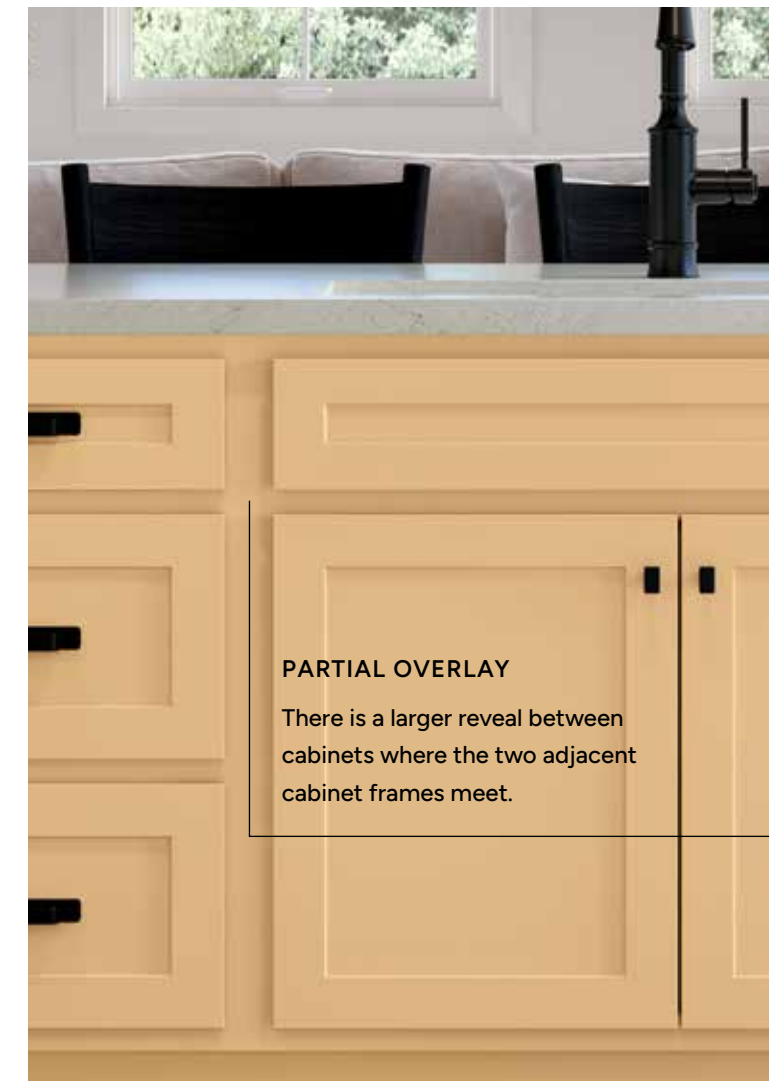
DOOR STYLES

TRADITIONAL

The Reveal Series

Craftsman-inspired, The Reveal Series showcases a small portion of the cabinet frame around each drawer and door, a hallmark of this timeless construction style. Also known in the industry as "Partial Overlay," this pronounced design detail adds depth and dimension, giving your cabinetry a layered look that feels both welcoming and familiar.

Whether you're restoring the character of a vintage home or adding a touch of heritage charm to a modern space, The Reveal Series strikes the perfect balance between simplistic and nostalgic styling.



PARTIAL OVERLAY
There is a larger reveal between cabinets where the two adjacent cabinet frames meet.

Shown: Westburke Maple Color By Number Sherwin-Williams® 7682 Bee's Wax Paint



GRADON
V D
Only available with slab drawer front.



WESTBURKE
V D



NEILSON
V D
Only available with slab drawer front.



LIVINGSTON
V D



HEBRON
V D
Only available with slab drawer front.



RAYNE
D
Only available with slab drawer front.

DOOR STYLES

CONTEMPORARY



LOREN
V D E

HOYT
V D E

MILLER
E

Hoyt slab drawer features horizontal woodgrain.

Test Drive Your Look With A Sample!

Cabinet photography has been reproduced as accurately as printing technologies permit. To ensure the highest satisfaction, we strongly recommend you view an actual sample for best color, wood grain and finish representation.

Samples are available through your Diamond® Kitchen Designer. It's important to examine your sample under different types of light. Different light sources, and even different times of the day, may have an effect on the feeling you are trying to evoke in your space.

Pair your door sample with other decor samples that you may be using in your project, such as flooring, countertops and tile, to make sure you are pleased with the overall color palette.




STYLE
Selections

ADD A LITTLE SPARKLE WITH GLASS DOORS
Diamond offers a variety of glass door options to showcase your favorite dishware. Visit DiamondCabinets.com to view all frame and glass insert options.


HOYT
MAPLE MARCONA AND STEAM
PAINT WITH CLEAR GLASS

PAINTS AND LAMINATES



PENNEDED GLAZES ON PAINTS

Shown on Steam



Sheen on Paints

MATTE SHEEN (Top portion of door)

E


Our low sheen top coat is less reflective and absorbs more light, resulting in a softer, more muted look. Available on all stains, glazed stains, paints and glazed paints.

SATIN SHEEN (Lower portion of door)

VDE


Our timeless original top coat features a moderate sheen which is reflective without being too glossy. Available on all stains, glazed stains, paints and glazed paints.

Shown left to right on Sawgrass, Tropic, Emma, and Ashwood Paint on Wendell Maple.



FINISHES

STAINS



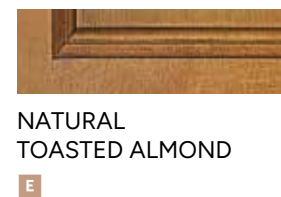
PENNEDED GLAZES FOR STAINS

Shown on Maple Natural



FLOODED GLAZES FOR STAINS

Shown on Maple



Understanding Your Stain Selection

When choosing a stain for your cabinets, remember that the final look is deeply influenced by the natural characteristics of the wood species itself. Each wood possesses unique undertone colors and distinct grain patterns. For example, a stain on Maple, with its lighter tone and subtle grain, will appear quite different than on Cherry, known for its richer, often reddish undertones and distinct grain. These natural variations mean your stain selection isn't just a color choice; it creates a truly unique and beautiful finish that highlights the inherent character of the wood.

Sheen on Stains

MATTE SHEEN (Top portion of door)

D E

Our low sheen top coat is less reflective and absorbs more light, resulting in a softer, more muted look. Available on all stains and glazed stains. Not available on paints or glazed paints.

SATIN SHEEN (Lower portion of door)

V D E

Our timeless original top coat features a moderate sheen which is reflective without being too glossy. Available on all stains, glazed stains, paints and glazed paints.

Shown left to right on Grainstone, Morel, Colt, and Titanium Stain on Wendell Maple.

Coastline | MAPLE

Coastline | RUSTIC HICKORY

Coastline | RUSTIC ALDER

Coastline | CHERRY

Coastline | OAK

Coastline | QUARTERSAWN WHITE OAK

Coastline | WALNUT



The Art of HOME

An Exclusive Interview with Designer Christina Maryott



CHRISTINA MARYOTT

Kitchen & Bath Designer

Diablo Valley Cabinetry
Oakland, CA

Welcome to the Designer Spotlight

We are proud to feature designer Christina Maryott as she shares the journey behind a recent client transformation. With an Interior Design degree from Woodbury University and over 35 years of experience, Christina now serves as a mentor to both her clients and fellow designers.

How long have you been designing with Diamond cabinets?

"I have been with Diablo Valley Cabinetry for 4 years. Diamond is one of our 'go-to' lines because of the design flexibility. Functionality is my priority, and Diamond offers a breadth of solutions that make it easy to build spaces that are both functional and fashionable."

What was your customer's vision for this project?

"This client had three specific wishes for her narrow kitchen: tall cabinets to maximize the ceiling height, a banquette bench to integrate the breakfast area, and a dedicated coffee bar for both storage and party prep."

Walk us through your design process for this project.

"The client had just finished remodeling her bedroom, which gave me insight into her style. We carried some of those aesthetics to the new kitchen space to create a good flow throughout the house. The flooring she fell in love with ultimately influenced the cabinet colors. She loved how the wall oven and coffee bar turned out. The moldings add a touch of formality, which made the space beautiful for her."

"This remodel eventually worked its way to the family and dining room."

As all good projects do."

What is your favorite design element?

"There is a lot to love, but running the cabinets right up to her 10' ceiling really carries your eye around the room, while the glass doors keep the space light. We used the 'Wall of Talls' in a Steam paint finish to keep the narrow layout from feeling tight, allowing the Morel-stained lower cabinets to put the focus on the range side of the kitchen and this stunning hood."

What's your design philosophy?

"I ensure the end result reflects 'them,' not me. I am the silent partner, helping to facilitate the client's vision and guiding them to what fits best in their space. It is always a joy when I love their choices as much as they do."

Thank you, Christina, for sharing your incredible talent!

Christina's project beautifully illustrates that a perfect kitchen journey is a collaborative one, built on trust and expertise, and we wish that you, too, find the magic of working with a dedicated designer!



"We transformed an awkward breakfast area into a seamless extension of the kitchen with this built-in bench."

FLUENT FUNCTION Room by Room

Expand your vision beyond the kitchen and bath. Diamond® Cabinetry offers unparalleled design flexibility, empowering you to create integrated storage solutions tailored for every room and every lifestyle. Our customizable options, including a spectrum of custom colors, ensure every space works harder, smarter, and reflects your unique personality throughout your entire home.



- > DINING ROOM CABINET
Wells Maple Color By Number Benjamin Moore®
2062-20 Gentleman's Gray Paint
- COFFEE BAR
Shona Maple Morel Stain
- HOME OFFICE
Paterson Maple Steam Paint
- LAUNDRY ROOM
Bryant Maple Color By Number Sherwin-Williams®
7506 Loggia Paint and Loren Maple Boardwalk Stain



WHOLE HOME SOLUTIONS

Transform the hardest working rooms in your home into functional and beautiful spaces.





SOLID BACK PANEL CONSTRUCTION

Discover the superior stability of Diamond cabinets, thanks to our solid back panel construction. This robust foundation ensures your cabinets stay securely in place and can confidently handle heavy loads, day in and day out.



BUILT TO LAST

When it's your forever home, quality craftsmanship should never be compromised. That's why Diamond® cabinets are built for lasting durability you can depend on. We proudly stand behind every cabinet with a Limited Lifetime Warranty, so you can feel confident knowing your investment is protected for as long as you own your home.

SOFT-CLOSE TECHNOLOGY

Designed for everyday comfort and convenience, our premium undermount drawer hardware allows for full extension and a smooth, effortless glide. Each drawer gently closes on its own: no slamming, no noise, just quiet luxury every time.

DOVETAIL JOINERY

True craftsmanship is found in the details. Our solid hardwood drawer boxes feature furniture-quality dovetail joints at every corner. This time-tested joinery creates exceptional strength and stability, supporting up to 15 pounds per square foot for reliable, long-lasting performance.

ALL-PLYWOOD CONSTRUCTION

Our Edge™ cabinets feature all-plywood construction for exceptional rigidity and lasting peace of mind. This premium build ensures our cabinetry maintains its structural integrity for years to come. All-plywood is also available as a construction upgrade for our Vibe™ and Distinction™ Series; ask your designer for details.

WITH GRATITUDE

Diamond Cabinetry is part of the MasterBrand family, manufacturing fine-quality cabinetry since 1954. Looking back, we marvel at the thousands of homes across the country that proudly showcase our cabinets. We are honored to have been a part of their renovation stories and would be delighted to become a part of yours.

Diamond®



The Ultimate Staycation

Starts In Your Personal Spa Retreat

Diamond[®]

READY TO ESCAPE?

Scan the QR code to step inside this luxurious bath!

[DiamondCabinets.com](https://www.DiamondCabinets.com)



DISPLAY THROUGH 05/2027